

Village Clinic at a Glance

Village clinic name: _____
HSA name: _____
HSA supervisor name: _____
Facility name: _____



Background information:

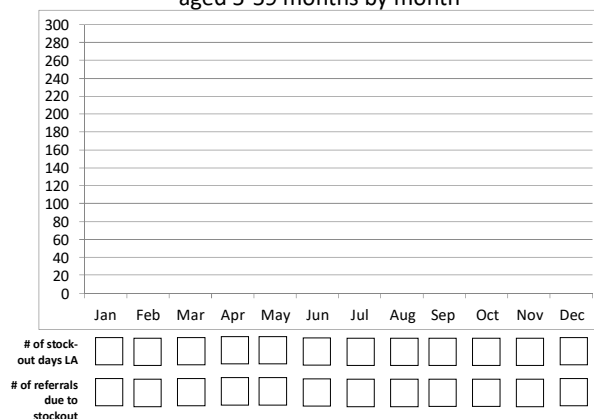
Catchment population:

Estimated # children U5:

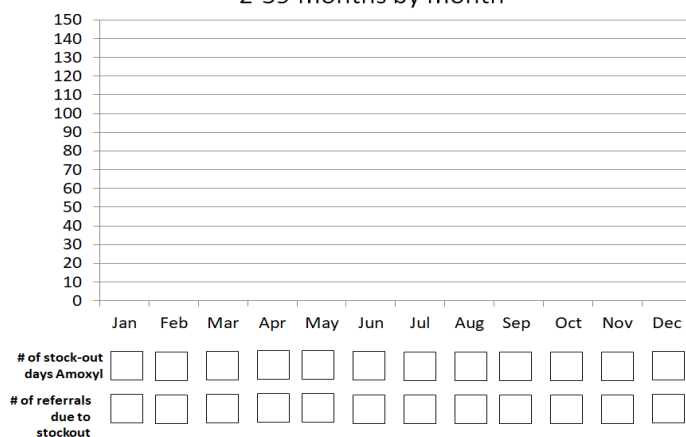
Support and supervision monthly summary (tick if received):

Month:	Jan	Feb	Mar	Apr	May	Jun	July	Aug	Sep	Oct	Nov	Dec
Supervision Visit												
Mentoring												

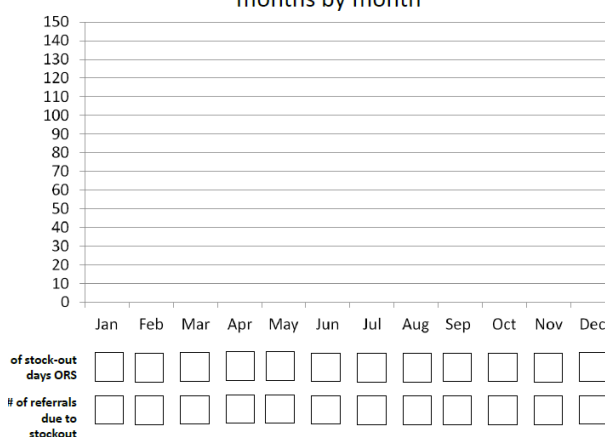
1) Number of malaria positive cases treated in children aged 5-59 months by month



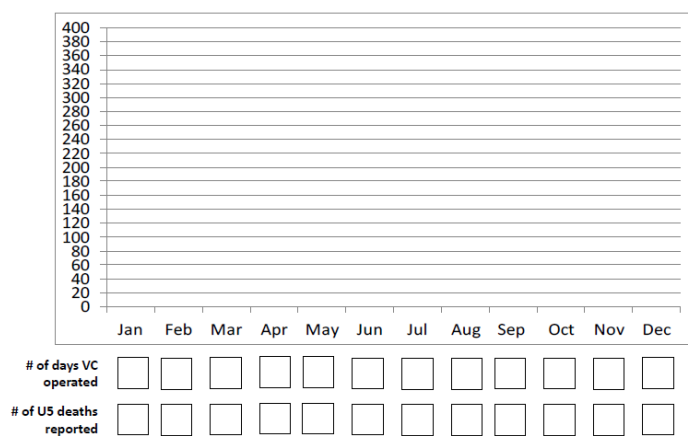
2) Number of pneumonia cases treated in children aged 2-59 months by month



3) Number of diarrhea cases treated in children aged 2-59 months by month



4) Total number of sick child cases treated in children aged 2-59 months by month



Notes/Comments:

Instructions: Plot monthly data using shaded bars to make data more visible.