
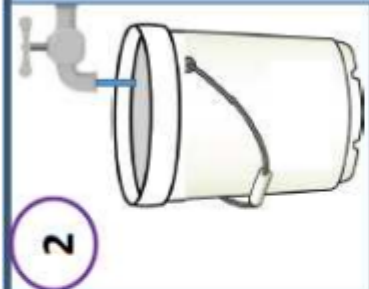



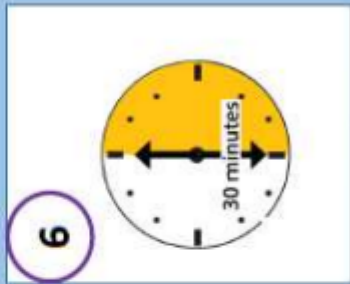

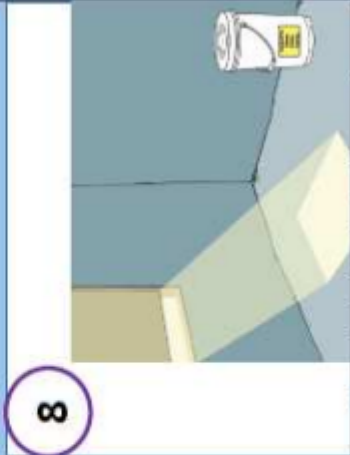




Infection, Prevention and Control
Standard Operating Procedures

Chlorine Preparation Instruction Poster

<p>1</p> 	<p>Put On PPE</p>
<p>2</p> 	<p>Pour Water in CLEAN bucket</p>
<p>3</p> 	<p>Measure with Scale, cup or Table Spoon required chlorine quantity</p>
<p>4</p>  <p>20 liters of water</p>	<p>Carefully Pour the Chlorine in the water</p>
<p>5</p> <p>10 sec</p> 	<p>Stir with a stick for 10 seconds</p>
<p>6</p>  <p>30 minutes</p>	<p>Let it rest for 30 minutes</p>
<p>7</p> <p>Cover</p>  <p>Hand (to disinfect) Chlorine Solution Hand Washing</p>	<p>Label Bucket with Chlorine strength</p>
<p>8</p> 	<p>Keep shaded, protected from rain and direct sunlight</p>